



RELIABLE MEASUREMENTS –  
ASSURED!



# *Product Catalogue BestCellers*

OPTICAL COMPONENTS FOR UV/VIS/NIR SPECTROSCOPY

- // CELLS
- // TRAYCELL<sup>®</sup>  
MICRO VOLUME ANALYSIS
- // REFERENCE MATERIALS

- // OPTICAL IMMERSION PROBES
- // QUARTZ MICROPLATES





# THE HELLMA *Group*

High-tech optical products made of glass, quartz glass and calcium fluoride – these serve as the essential key components in systems, instruments and machines, and therefore ensure the best possible results in highly diverse applications. Hellma has been developing unique products and solutions since 1922, and is the top choice worldwide for the most renowned manufacturers in industry, technology and research.



## INTEGRATED RANGE – FROM RAW MATERIALS UP TO COMPLETE SOLUTIONS

Hellma is unique in the market with its integrated product and service range. For many years, industry has trusted in the company's unification of raw material production, component manufacture, technology and solution expertise. Awareness of its responsibilities ensures that the Hellma Group is a competent and reliable partner for their customers.

We take  
Responsibility<sup>®</sup>.



### Hellma<sup>®</sup>Materials

**// OPTICAL MATERIALS**

Calcium Fluoride Crystals – CaF<sub>2</sub>  
Barium Fluoride Crystals – BaF<sub>2</sub>

**// RADIATION DETECTION MATERIALS**

CeBr<sub>3</sub>; SrI<sub>2</sub>:Eu; CaF<sub>2</sub>:Eu; BaF<sub>2</sub>

**// LASER CRYSTALS**

Yb<sup>3+</sup>:CaF<sub>2</sub>

**Hellma Materials GmbH**

07745 Jena  
phone +49 3641 2877-0  
www.hellma-materials.com  
info.materials@hellma.com

### Hellma<sup>®</sup>Optics

**// CYLINDRICAL OPTICS**

**// TORIC OPTICS**

**// FLAT OPTICS**

**// SPECIAL OPTICS**

**// OPTICAL GLASS**

**Hellma Optik GmbH Jena**

07745 Jena/Germany  
phone +49 3641 609814  
www.hellma-optics.com  
sales@hellma.com

### Hellma<sup>®</sup>Analytics

**// CELLS FOR SPECTROSCOPY  
AND CYTOMETRY**

**// REFERENCE MATERIALS  
FOR SPECTROSCOPY**

**// MICRO VOLUME ANALYSIS**

**// OPTICAL IMMERSION PROBES FOR  
LABORATORY USE AND PROCESS  
CONTROL**

**Hellma GmbH & Co. KG**

79379 Müllheim/Germany  
phone +49 7631 182-0  
www.hellma-analytics.com  
info.de@hellma.com

## CONTENT

# *Product Catalogue BestCellers*

## CELLS

// FOR ABSORPTION MEASUREMENTS

PAGE 8–23

// FOR FLUORESCENCE MEASUREMENTS

PAGE 8–15

// FOR SPECIAL APPLICATIONS

PAGE 16–19

PAGE 20–23

## QUARTZ MICROPLATE

PAGE 24

## TRAYCELL®

// FOR MICRO VOLUME ANALYSIS

PAGE 25

## UV/VIS REFERENCE MATERIALS

PAGE 26–33

// GLASS FILTERS – CALIBRATION STANDARDS

// LIQUID FILTERS – CALIBRATION STANDARDS

// REFERENCE PLATES FOR MICROPLATE READER

// RECOMMENDATION FOR RECERTIFYING REFERENCE MATERIALS

ACCREDITED TO  
DIN EN ISO 17025

## OPTICAL IMMERSION PROBES

PAGE 34–37

## CLEANING CONCENTRATE FOR CELLS AND OPTICAL PARTS

PAGE 38

## PRODUCT RANGE HELLMA GROUP

PAGE 39

# Product Catalogue BestCellers

You will find our top BestCellers in this product catalogue. These are the products in our range which are most often put into use by our customers. Should you be unable to find a suitable product in this selection, then please contact us or search for the product of your choice on our website with the aid of the cuvette finder or the immersion probe configurator. We will gladly collaborate with you to develop individual and tailor-made solutions for your measurement tasks.

[www.hellma-analytics.com/cuvettefinder](http://www.hellma-analytics.com/cuvettefinder)  
[www.mypatprobe.com](http://www.mypatprobe.com)

## HOW TO REACH US

Select your local  
distribution partner:  
[www.hellma-analytics.com/contacts](http://www.hellma-analytics.com/contacts)

Please check your order on completeness referring to the following points:

- ✓ ARTICLE NUMBER
- ✓ NEEDED QUANTITY
- ✓ TRANSMISSION MATCHED ..... YES/NO
- ✓ POLARIMETRIC CERTIFICATION ..... YES/NO
- ✓ ANTIREFLECTION OR REFLECTIVE COATINGS, IF REQUIRED ..... YES/NO

## SPECTRAL AND POLARIMETRIC CHECKING

On request all cells can be spectrally calibrated and assembled into sets of equal transmission values (measuring uncertainty  $\pm 1\%$ ). These cells are provided with a three digit calibration code number containing coded data about the material and the transmission at a wavelength typical for the cell material.

Some cells can be polarimetrically checked on request. They are marked with a »P« and are delivered together with a certificate confirming that the predetermined limit for the rotation angle of  $0.01^\circ$  is not exceeded.

## SPECIAL DESIGNS

Within the scope of technical possibilities we will be pleased to make specially designed cells and immersion probes according to your needs and specifications. For price reasons we endeavor to use standard cells or probes as the basis for these whenever possible. If you are interested in special designs please

send us a technical drawing. Before manufacture commences, you will then receive a drawing from Hellma Analytics and once you acknowledge approval, this drawing will serve as an agreed specification for manufacture.

## OPTICAL PATH LENGTH AND TOLERANCES

The optical path length is a particularly important parameter for some photometric applications.

Please note the following data for tolerances, shown in relation to optical path length and material of the cells:

MATERIAL	OPTICAL PATH LENGTH	TOLERANCE
Quartz	0.01 mm to 0.05 mm	± 0.003 mm
Quartz	0.1 mm to 0.2 mm	± 0.005 mm
Quartz	0.5 mm to 20 mm	± 0.01 mm
Quartz	30 mm to 100 mm	± 0.02 mm
Special Optical Glass	0.1 mm to 20 mm	± 0.01 mm
Special Optical Glass	30 mm to 100 mm	± 0.02 mm
Optical Glass	10 mm to 30 mm	± 0.1 mm
Optical Glass	40 mm to 100 mm	± 0.2 mm

These optical path length tolerances apply to absorption cells.  
For fluorescence cells, both for the direction of excitation and emission the tolerance is ± 0.05 mm.

## MATERIAL AND TRANSMISSION CURVES

Regarding the transmission curves, please note that the measurements were carried out on empty cells. The maximum transmission values (80 % – 90 %) are caused mainly by reflection losses at the four glass/air boundaries. As the losses by reflection depend solely on the refractive index, the reflection losses of the empty cells can be calculated for each wavelength. For example, at a wavelength of 588 nm we obtain the following values:

WINDOW MATERIAL	REFRACTIVE INDEX	REFLECTION LOSSES	TRANSMISSION	
			THEORETICAL	MEASURED
SUPRASIL®	1.458	13 %	87 %	87 % ± 1 %
HOQ 310H	1.458	13 %	87 %	87 % ± 1 %
Borofloat®	1.473	14 %	86 %	85 % ± 1 %
UK 5/B 270	1.523	16 %	84 %	84 % ± 1 %

The table shows that the measured transmission values within the measuring uncertainty accord with the theoretical values. From this it can be concluded that the absorption in the material at a window thickness of 1.25 mm can be disregarded.

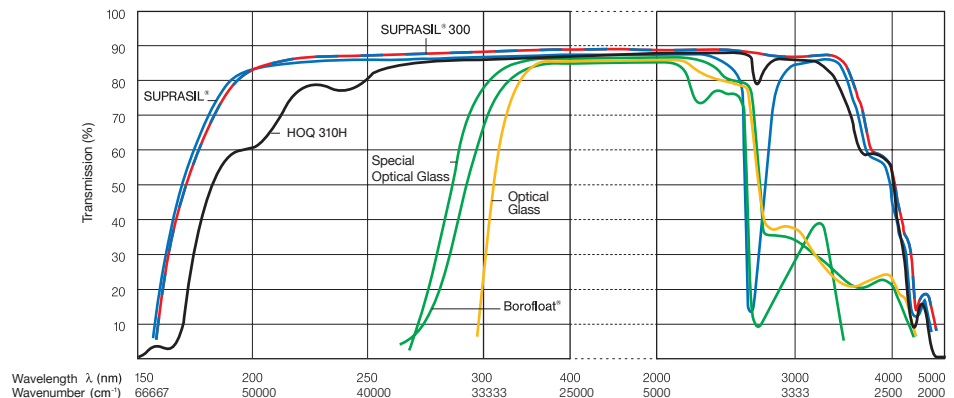
When comparing transmission data, it is absolutely essential that identical measuring conditions prevail. Should a measurement with a clean, empty cell yield significantly higher transmission values, it is likely that this is due to a measuring error.

MATERIAL	TRADEMARKS	WAVELENGTH
Optical glass	OG	360 nm–2500 nm
Borofloat®	BF	330 nm–2500 nm
Special optical glass	OS	320 nm–2500 nm
HOQ 310H	UV	260 nm–2500 nm
Quartz SUPRASIL®	QS	200 nm–2500 nm
Quartz SUPRASIL® 300	QX	200 nm–3500 nm

We can supply, on request, data sheets detailing the physical and chemical properties of the materials used.

SUPRASIL® is a registered trademark of Heraeus Quartz GmbH & Co. KG. DURAN® and Borofloat® are registered trademarks of Schott AG.

Transmission of empty cells made of different materials



NEW



T-shaped geometric design enables rapid measurement cycles and very fast cleaning.

- // Efficient application
- // Measurement chamber volume 18  $\mu$ l
- // Excellent cost-to-performance ratio



# Flow-through cell

## FOR ULTRA-LOW VOLUMES.



MEASUREMENT CHAMBER VOLUME 18  $\mu$ l

### Product description

The innovative T-design of this new flow-through cell reduces the distance that fluid must travel to reach the measurement chamber, thereby minimizing sample carryover and greatly accelerating the speed of cleaning. What is more, the T-design enables more rapid measurement cycles. The cell has an aluminium frame and features two female threads in the top section enabling connection of commercially available tubes using M6 grippers.

### Benefits

- // Excellent cost-to-performance ratio
- // Hybrid construction; anodized aluminium frame with embedded measuring aperture made of special optical glass
- // Shorter fluid travel for faster cleaning and minimum carryover
- // Suitable for standard cell shafts and standard M6 gripper fittings

### Areas of use

- // Clinical chemistry
- // Biochemistry
- // Beverage industry



SEE PAGE 15 FOR TECHNICAL DETAILS.

NEW

## More versatile, flexible and efficient



Thanks to its two optical path lengths and the innovative internal thread cut directly in the quartz glass cuvette.

90°



// transmission  
// fluorescence  
// 2 optical path lengths  
**all in one single cuvette**

**NEW!** Additional optical path lengths available!

# All-quartz flow-through cuvette. <sup>®</sup>

IDEALLY SUITED FOR TABLET DISSOLUTION TESTS (TDA)  
AND FLOW-THROUGH SPECTROSCOPIC ANALYSIS

## Product description

The All-quartz flow-through cuvette is a high-precision cell for applications in spectroscopy. New technology enables the positioning of precise internal threads into the quartz glass, thus making the aluminum frame typically used unnecessary. Tubes can now be connected very easily and securely directly to the cuvette. Cleaning efficiency and temperature stability are also significantly enhanced. The cell comes with two different optical path lengths that provide meaningful advantages in terms of costs and use. Furthermore, it is possible to measure the fluorescence with each optical path length. Time-consuming switching of cells is no longer necessary – the All-quartz flow-through cell is simply turned by 90° – all tubes remain screwed in place.



## Clear advantages due to the innovative all-quartz design

- // Flexible in use and cost-effective because of two different optical path lengths in one cell
- // No leaking of liquid possible; the cell is manufactured from monolithic quartz glass
- // Easy cleaning and autoclavable due to the lack of an aluminum frame
- // Quick and secure connection of tubes due to an innovative quartz glass internal thread
- // Stress-relieved and extremely resistant to chemicals due to the exclusive use of quartz glass
- // Suitable for standard M6 screw connectors

## Fields of application

It is ideally suited for tablet dissolution tests or other spectrophotometric transmission or fluorescence measurements in a continuous flow.



SEE PAGE 19 FOR  
TECHNICAL DETAILS.



# ABSORPTION CELLS

## MACRO CELLS

with PTFE lid or stopper

TYPE/WINDOW MATERIAL	OPTICAL PATH LENGTH mm	OUTSIDE DIM. H x W x D mm	INSIDE WIDTH mm	BASE THICKN. mm	VOL. µl	ARTICLE-NO.	REMARKS
100-OS	1	45 x 12.5 x 3.5	9.5	1.5	350	100-1-20	glass lid
	2	45 x 12.5 x 4.5	9.5	1.5	700	100-2-20	
	5	45 x 12.5 x 7.5	9.5	1.5	1750	100-5-20	
	10	45 x 12.5 x 12.5	9.5	1.5	3500	100-10-20	
	20	45 x 12.5 x 22.5	9.5	1.5	7000	100-20-20	
	40	45 x 12.5 x 42.5	9.5	1.5	14000	100-40-20	
	50	45 x 12.5 x 52.5	9.5	1.5	17500	100-50-20	
	100	45 x 12.5 x 102.5	9.5	1.5	35000	100-100-20	glass lid
100-QS	1	45 x 12.5 x 3.5	9.5	1.5	350	100-1-40	glass lid
	2	45 x 12.5 x 4.5	9.5	1.5	700	100-2-40	
	5	45 x 12.5 x 7.5	9.5	1.5	1750	100-5-40	
	10	45 x 12.5 x 12.5	9.5	1.5	3500	100-10-40	
	20	45 x 12.5 x 22.5	9.5	1.5	7000	100-20-40	
	40	45 x 12.5 x 42.5	9.5	1.5	14000	100-40-40	
	50	45 x 12.5 x 52.5	9.5	1.5	17500	100-50-40	
	100	45 x 12.5 x 102.5	9.5	1.5	35000	100-100-40	glass lid
100-QX	1	45 x 12.5 x 3.5	9.5	1.5	350	100-1-46	glass lid
	2	45 x 12.5 x 4.5	9.5	1.5	700	100-2-46	
	5	45 x 12.5 x 7.5	9.5	1.5	1750	100-5-46	
	10	45 x 12.5 x 12.5	9.5	1.5	3500	100-10-46	
	20	45 x 12.5 x 22.5	9.5	1.5	7000	100-20-46	
	40	45 x 12.5 x 42.5	9.5	1.5	14000	100-40-46	
	50	45 x 12.5 x 52.5	9.5	1.5	17500	100-50-46	
	100	45 x 12.5 x 102.5	9.5	1.5	35000	100-100-46	glass lid
402.000-OG	10	40 x 23.6 x 15	18.5	2	4500	402-10-10	
	20	40 x 23.6 x 25	18.5	2	9000	402-20-10	
	50	40 x 23.6 x 55	18.5	2	22500	402-50-10	
110-OS	1	52 x 12.5 x 3.5	9.5	1.5	350	110-1-20	from 40 mm with 2 stoppers
	2	52 x 12.5 x 4.5	9.5	1.5	700	110-2-20	
	5	46 x 12.5 x 7.5	9.5	1.5	1750	110-5-20	
	10	46 x 12.5 x 12.5	9.5	1.5	3500	110-10-20	
	50	46 x 12.5 x 52.5	9.5	1.5	17500	110-50-20	
110-QS	1	52 x 12.5 x 3.5	9.5	1.5	350	110-1-40	from 40 mm with 2 stoppers
	2	52 x 12.5 x 4.5	9.5	1.5	700	110-2-40	
	5	46 x 12.5 x 7.5	9.5	1.5	1750	110-5-40	
	10	46 x 12.5 x 12.5	9.5	1.5	3500	110-10-40	
	20	46 x 12.5 x 22.5	9.5	1.5	7000	110-20-40	
	40	46 x 12.5 x 42.5	9.5	1.5	14000	110-40-40	
	50	46 x 12.5 x 52.5	9.5	1.5	17500	110-50-40	
	100	46 x 12.5 x 102.5	9.5	1.5	35000	110-100-40	
110-QX	1	52 x 12.5 x 3.5	9.5	1.5	350	110-1-46	
	2	52 x 12.5 x 4.5	9.5	1.5	700	110-2-46	
	5	46 x 12.5 x 7.5	9.5	1.5	1750	110-5-46	
	10	46 x 12.5 x 12.5	9.5	1.5	3500	110-10-46	
	20	46 x 12.5 x 22.5	9.5	1.5	7000	110-20-46	

### WINDOW MATERIAL

- OG ■ Optical Glass
- OS ■ Special Optical Glass

360 nm–2500 nm  
320 nm–2500 nm

- QS ■ Quartz SUPRASIL®
- QX ■ Quartz SUPRASIL® 300

200 nm–2500 nm  
200 nm–3500 nm





## MACRO CELLS

with PTFE lid or stopper

TYPE/WINDOW MATERIAL	OPTICAL PATH LENGTH mm	OUTSIDE DIM. H x W x D mm	INSIDE WIDTH mm	BASE THICKN. mm	VOL. µl	ARTICLE-NO.	REMARKS
404.000-QX	1	47.5 x 23.6 x 7.5	18.5	2.5	700	404-1-46	with 2 stoppers
	2	47.5 x 23.6 x 7.5	18.5	2.5	1400	404-2-46	
	10	47.5 x 23.6 x 12.5	18.5	2.5	7000	404-10-46	
6030-OG	10	45 x 12.5 x 12.5	9.5	1.5	3500	6030-10-10	without lid
	20	45 x 12.5 x 22.5	9.5	1.5	7000	6030-20-10	
	40	45 x 12.5 x 42.5	9.5	1.5	14000	6030-40-10	
	50	45 x 12.5 x 52.5	9.5	1.5	17500	6030-50-10	
6030-UV	10 (± 0.05)	45 x 12.5 x 12.5	9.5	1.5	3500	6030-UV-10-531	with lid

## SEMI-MICRO CELLS

with PTFE lid or stopper

TYPE/WINDOW MATERIAL	OPTICAL PATH LENGTH mm	OUTSIDE DIM. H x W x D mm	INSIDE WIDTH mm	BASE THICKN. mm	VOL. µl	ARTICLE-NO.	REMARKS
6040-OG	10	45 x 12.5 x 12.5	4	3.2	1400	6040-10-10	with lid
6040-UV	10 (± 0.05)	45 x 12.5 x 12.5	4	3.2	1400	6040-UV-10-531	with lid
104-OS	10	45 x 12.5 x 12.5	4	3.2	1400	104-10-20	
	50	45 x 12.5 x 52.5	4	3.2	7000	104-50-20	
104-QS	5	45 x 12.5 x 7.5	4	3.2	700	104-5-40	
	10	45 x 12.5 x 12.5	4	3.2	1400	104-10-40	
	50	45 x 12.5 x 52.5	4	3.2	7000	104-50-40	
104-QX	10	45 x 12.5 x 12.5	4	3.2	1400	104-10-46	

### WINDOW MATERIAL

■ OG Optical Glass  
■ OS Special Optical Glass  
■ UV H0Q310H

360 nm–2500 nm  
 320 nm–2500 nm  
 260 nm–2500 nm

■ QS Quartz SUPRASIL®  
■ QX Quartz SUPRASIL® 300

200 nm–2500 nm  
 200 nm–3500 nm



404.000  
10 mm



6030  
10 mm



6030-UV  
10 mm



6040  
10 mm



6040-UV  
10 mm



104  
10 mm



# ABSORPTION CELLS

## SEMI-MICRO CELLS

with PTFE lid or stopper

TYPE/WINDOW MATERIAL	OPTICAL PATH LENGTH mm	OUTSIDE DIM. H x W x D mm	INSIDE WIDTH mm	BASE THICKN. mm	VOL. µl	ARTICLE-NO.	REMARKS
104B-OS	10	45 x 12.5 x 12.5	4	3.2	1400	104B-10-20	black side walls and base
104B-QS	10	45 x 12.5 x 12.5	4	3.2	1400	104-B-10-40	black side walls and base
108-OS	10	45 x 12.5 x 12.5	4	9	1000	108-000-10-20	
108-QS	10	45 x 12.5 x 12.5	4	9	1000	108-000-10-40	
108B-QS	10	45 x 12.5 x 12.5	4	9	1000	108B-10-40	black side walls and base
114-OS	10	46 x 12.5 x 12.5	4	3.2	1400	114-10-20	
114-QS	10	46 x 12.5 x 12.5	4	3.2	1400	114-10-40	
114B-QS	10	46 x 12.5 x 12.5	4	3.2	1400	114B-10-40	black side walls and base

## MICRO CELLS

with PTFE lid or stopper

TYPE/WINDOW MATERIAL	OPTICAL PATH LENGTH mm	OUTSIDE DIM. H x W x D mm	INSIDE WIDTH mm	BASE THICKN. mm	VOL. µl	ARTICLE-NO.	REMARKS
104.002-OS	10	45 x 12.5 x 12.5	2	3.2	700	104-002-10-20	
104.002-QS	10	45 x 12.5 x 12.5	2	3.2	700	104-002-10-40	
104.002B-OS	10	45 x 12.5 x 12.5	2	3.2	700	104002B-10-20	black side walls and base
104.002B-QS	10	45 x 12.5 x 12.5	2	3.2	700	104002B-10-40	black side walls and base
105-QS	10	25 x 12.5 x 12.5	2	1.5	300	105-10-40	
105B-QS	10	25 x 12.5 x 12.5	2	1.5	300	105-B-10-40	black side walls and base
108.002-QS	10	45 x 12.5 x 12.5	2	9	500	108-002-10-40	

### WINDOW MATERIAL

■ OS ■ Special Optical Glass

320 nm–2500 nm

■ QS ■ Quartz SUPRASIL®

200 nm–2500 nm



104B  
10 mm



108  
10 mm



108B  
10 mm



114  
10 mm



114B  
10 mm



104.002  
10 mm



104.002B  
10 mm



105  
10 mm



105B  
10 mm



108.002  
10 mm

## MICRO CELLS

with PTFE lid or stopper

TYPE/WINDOW MATERIAL	OPTICAL PATH LENGTH mm	OUTSIDE DIM. H x W x D mm	INSIDE WIDTH mm	BASE THICKN. mm	VOL. µl	ARTICLE-NO.	REMARKS
108.002B-QS	10	45 x 12.5 x 12.5	2	9	500	108002B-10-40	black side walls and base
115-QS	10	40 x 12.5 x 12.5	2	1.25	400	115-10-40	
115B-QS	10	40 x 12.5 x 12.5	2	1.25	400	115B-10-40	black side walls and base

## ULTRA-MICRO CELLS

with PE stopper or open with pipette tips

TYPE/WINDOW MATERIAL	OPTICAL PATH LENGTH mm	CENTER HEIGHT mm	OUTSIDE DIM. H x W x D mm	APERTURE H x W mm	CHAMBER VOL. µl	FILLING VOL. µl	ARTICLE-NO.	REMARKS
105.200-QS	10	15	45 x 12.5 x 12.5	8 x 2	160	180	105-200-15-40	
	10	8.5	45 x 12.5 x 12.5	8 x 2	160	180	105-200-85-40	
105.201-QS	10	15	45 x 12.5 x 12.5	5 x 2	100	120	105-201-15-40	
	10	8.5	45 x 12.5 x 12.5	5 x 2	100	120	105-201-85-40	
105.202-QS	10	15	45 x 12.5 x 12.5	2.5 x 2	50	70	105-202-15-40	
	10	8.5	45 x 12.5 x 12.5	2.5 x 2	50	70	105-202-85-40	
105.203-QS	10	15	45 x 12.5 x 12.5	∅ 2.5	50	70	105-203-1015-40	Discontinued item
	10	8.5	45 x 12.5 x 12.5	∅ 2.5	50	70	105-203-1085-40	
105.204-QS	10	15	45 x 12.5 x 12.5	∅ 1.5	20	40	105-204-1015-40	Discontinued item
	10	8.5	45 x 12.5 x 12.5	∅ 1.5	20	40	105-204-1085-40	
105.020-QS	10	4.5	8.1 x 12.6 x 12.6	6 x 2	120	130	105-020-40	
105.025-QS	10	4.5	12 x 12.5 x 12.5	5 x 2	120	320	105-025-40	
105.210-QS	5	15	40 x 12.5 x 12.5	∅ 0.8	2.5	5	105210-515-40	
	5	8.5	40 x 12.5 x 12.5	∅ 0.8	2.5	5	105210-585-40	
	10	15	40 x 12.5 x 12.5	∅ 0.8	5	10	1052101015-40	
	10	8.5	40 x 12.5 x 12.5	∅ 0.8	5	10	1052101085-40	

### WINDOW MATERIAL

■ QS ■ Quartz SUPRASIL®

200 nm–2500 nm





# ABSORPTION CELLS

## CELLS FOR MAGNETIC STIRRERS

macro, semi-micro, with PTFE lid or stopper

TYPE/WINDOW MATERIAL	OPTICAL PATH LENGTH mm	OUTSIDE DIM. H x W x D mm	INSIDE WIDTH mm	BASE THICKN. mm	VOL. µl	ARTICLE-NO.	REMARKS
109.000-QS	10	45 x 12.5 x 12.5	9.5	5	3500	109-000-10-40	
109.004-QS	10	45 x 12.5 x 12.5	4	5	1500	109-004-10-40	
119.000-QS	10	49.5 x 12.5 x 12.5	9.5	5	3500	119-10-40	
119.004-QS	10	49.5 x 12.5 x 12.5	4	5	1500	119-004-10-40	
332.300		6 x 3				332-300	PTFE coated magnetic stir bar

## SEALABLE CELLS

macro, semi-micro, for anaerobic applications

(with ISO thread GL 14 and screw cap with silicone rubber seal)

TYPE/WINDOW MATERIAL	OPTICAL PATH LENGTH mm	OUTSIDE DIM. H x W x D mm	INSIDE WIDTH mm	BASE THICKN. mm	VOL. µl	ARTICLE-NO.	REMARKS
117.100-QS	10	56 x 12.5 x 12.5	9.5	1.5	3500	117-100-10-40	
117.200-QS	10	56 x 12,5 x 1,25	9,5	1.5	3500	117-200-10-40	Closed screw caps
117.104-QS	10	56 x 12.5 x 12.5	4	1.25	1400	117-104-10-40	
117.204-QS	10	56 x 12,5 x 1,25	4	1,25	1400	117-204-10-40	Closed screw caps

## CELLS WITH TUBES

macro, tube Ø 8 mm, tube length 80 mm

TYPE/WINDOW MATERIAL	OPTICAL PATH LENGTH mm	OUTSIDE DIM. H x W x D mm	INSIDE WIDTH mm	BASE THICKN. mm	VOL. µl	ARTICLE-NO.	REMARKS
220-QS	10	40 x 12.5 x 12.5	9.5	1.5	3500	220-10-40	Quartz DURAN® tube

### WINDOW MATERIAL

■ QS ■ Quartz SUPRASIL®

200 nm–2500 nm



109.000  
10 mm



109.004  
10 mm



119.000  
10 mm



119.004  
10 mm



117.100  
10 mm



117.104  
10 mm



220  
10 mm

## CYLINDRICAL CELLS

### macro, with PTFE stopper

TYPE/WINDOW MATERIAL	OPTICAL PATH LENGTH mm	OUTSIDE-DIAMETER mm	INSIDE-DIAMETER mm	OUTSIDE DEPTH mm	VOL. µl	ARTICLE-NO.	REMARKS
120-OS	10	22	19	12.5	2800	120-10-20	from 50 mm with 2 stoppers
	50	22	19	52.5	14000	120-50-20	
	100	22	19	102.5	28000	120-100-20	
120-QS	1	22	19	3.5	280	120-000-1-40	from 50 mm with 2 stoppers
	2	22	19	4.5	560	120-000-2-40	
	5	22	19	7.5	1400	120-5-40	
	10	22	19	12.5	2800	120-10-40	
	20	22	19	22.5	5600	120-20-40	
	50	22	19	52.5	14000	120-50-40	
	100	22	19	102.5	28000	120-100-40	
120-QX	10	22	19	12.5	2800	120-10-46	
121.000-QS	0.1	22	13	20	160	121-0.10-40	2 ports and stoppers
	0.2	22	13	20	170	121-0.20-40	
	0.5	22	13	20	210	121-0.50-40	
	1	22	13	20	280	121-1-40	

## TEMPERATURE CONTROLLED CELLS

### macro

TYPE/WINDOW MATERIAL	OPTICAL PATH LENGTH mm	OUTSIDE-DIAMETER mm	INSIDE-DIAMETER mm	OUTSIDE DEPTH mm	VOL. µl	ARTICLE-NO.	REMARKS
165-QS	1	22	9	30	160	165-1-40	2 stoppers 1 port and stopper
	10	22	10	12.5	800	165-10-40	

## CELL WITH TWO CHAMBERS

TYPE/WINDOW MATERIAL	OPTICAL PATH LENGTH mm	OUTSIDE DIM. H x W x D mm	INSIDE WIDTH mm	BASE THICKN. mm	VOL. µl	ARTICLE-NO.	REMARKS
238-QS	2 x 4.375	46 x 12.5 x 12.5	9.5	1.5	2 x 1000	238-000-40	with 2 stoppers

### WINDOW MATERIAL

■ OS ■ Special Optical Glass  
■ QS ■ Quartz SUPRASIL®

320 nm–2500 nm  
200 nm–2500 nm

■ QX ■ Quartz SUPRASIL® 300

200 nm–3500 nm



120  
1 mm



120  
10 mm



120  
50 mm



121.000  
1 mm



165  
1 mm



165  
10 mm



238  
2 x 4.375 mm



# ABSORPTION CELLS

## CELLS FOR FLOW-THROUGH MEASUREMENTS

macro, with in/outlet tubes

TYPE/WINDOW MATERIAL	OPTICAL PATH LENGTH mm	CENTER HEIGHT mm	OUTSIDE DIM. H x W x D mm	APERTURE H x W mm	VOL. µl	ARTICLE-NO.	REMARKS
130-QS	10		45 x 12.5 x 12.5	33 x 9.5	3200	130-10-40	
137-QS	1		45 x 12.5 x 3.5	20 x 9	260	137-1-40	
	2		45 x 12.5 x 4.5	20 x 9	520	137-2-40	
	5		45 x 12.5 x 7.5	20 x 9	1300	137-5-40	
	10		45 x 12.5 x 12.5	20 x 9	2600	137-10-40	
170-QS	1	all dim.	35 x 12.5 x 12.5	17.5 x 6.5	120	170-000-1-40	
	2		35 x 12.5 x 12.5	17.5 x 6.5	240	170-000-2-40	
175.000-OS	10	15	45 x 12.5 x 12.5	11 x 6.5	750	175-000-10-20	
	10	8.5	38.5 x 12.5 x 12.5	11 x 6.5	750	175-85-10-20	
175.000-QS	10	15	45 x 12.5 x 12.5	11 x 6.5	750	175-15-10-40	
	10	8.5	38.5 x 12.5 x 12.5	11 x 6.5	750	175-85-10-40	

## COMPACT, WITH 2 SCREW CONNECTORS M 6 X 1 AND FEP TUBES

(outside Ø 1.9 mm, inside Ø 1.1 mm, 500 mm long)

TYPE/WINDOW MATERIAL	OPTICAL PATH LENGTH mm	CENTER HEIGHT mm	OUTSIDE DIM. H x W x D mm	APERTURE H x W mm	VOL. µl	ARTICLE-NO.	REMARKS
170.700-QS	0.1	all dim.	35 x 12.5 x 12.5	17.5 x 3.5	6.2	170700-0.1-40	up to 0.5 mm with bypass for flow optimisation
	0.2		35 x 12.5 x 12.5	17.5 x 3.5	12.4	170700-0.2-40	
	0.5		35 x 12.5 x 12.5	17.5 x 3.5	31	170700-0.5-40	
	1		35 x 12.5 x 12.5	17.5 x 3.5	62	170-700-1-40	
	2		35 x 12.5 x 12.5	17.5 x 3.5	124	170-700-2-40	

## SEMI-MICRO, WITH IN/OUTLET TUBES

TYPE/WINDOW MATERIAL	OPTICAL PATH LENGTH mm	CENTER HEIGHT mm	OUTSIDE DIM. H x W x D mm	APERTURE H x W mm	VOL. µl	ARTICLE-NO.	REMARKS
174-QS	10		48 x 12.5 x 12.5	36 x 4	1500	174-10-40	
176.000-QS	10	15	45 x 12.5 x 12.5	11 x 4	450	176-15-10-40	
	10	8.5	38.5 x 12.5 x 12.5	11 x 4	450	176-85-10-40	
	50	15	45 x 12.5 x 52.5	11 x 4	2250	176-50-40	
	50	8.5	38.5 x 12.5 x 52.5	11 x 4	2250	176-50-85-40	

### WINDOW MATERIAL

OS Special Optical Glass

320 nm–2500 nm

QS Quartz SUPRASIL®

200 nm–2500 nm

Subject to change without notice.



130  
10 mm



137  
10 mm



170  
1 mm



175.000  
10 mm



170.700  
1 mm



174  
10 mm



176.000  
10 mm

## CELLS FOR FLOW-THROUGH MEASUREMENTS

compact, with 2 screw connectors M 6 x 1 and FEP tubes

(outside Ø 1.9 mm, inside Ø 1.1 mm, 500 mm long)

TYPE/WINDOW MATERIAL	OPTICAL PATH LENGTH mm	CENTER HEIGHT mm	OUTSIDE DIM. H x W x D mm	APERTURE H x W mm	VOL. µl	ARTICLE-NO.	REMARKS
176.700-QS	5	15	35 x 12.5 x 12.5	11 x 3.5	195	1767005-15-40	
	5	8.5	35 x 12.5 x 12.5	11 x 3.5	195	1767005-85-40	
	10	15	35 x 12.5 x 12.5	11 x 3.5	390	1767001510-40	
	10	8.5	35 x 12.5 x 12.5	11 x 3.5	390	1767008510-40	
	50	15	35 x 12.5 x 52.5	11 x 3.5	1950	1767001550-40	
	50	8.5	35 x 12.5 x 52.5	11 x 3.5	1950	1767008550-40	
176.703-QS	10	15	35 x 12.5 x 12.5	8 x 2	160	176703-215-40	
	10	8.5	35 x 12.5 x 12.5	8 x 2	160	176703-10-85-4	

micro, ultra-micro, with in/outlet tubes

178.010-OS	10	15	45 x 12.5 x 12.5	Ø 3	80	1780101015-20	optical path length 50 mm on request
	10	8.5	38.5 x 12.5 x 12.5	Ø 3	80	178010-85-20	
178.010-QS	10	15	45 x 12.5 x 12.5	Ø 3	80	1780101015-40	
	10	8.5	38.5 x 12.5 x 12.5	Ø 3	80	178-010-10-40	
	50	15	45 x 12.5 x 52.5	Ø 3	370	178-010-50-40	
	50	8.5	38.5 x 12.5 x 52.5	Ø 3	370	178010-50-85-40	
178.011-OS	10	15	45 x 12.5 x 12.5	Ø 2	30	178011-15-20	
	10	8.5	38.5 x 12.5 x 12.5	Ø 2	30	178011-85-20	

compact, with 2 screw connectors M 6 x 1 and FEP tubes

(outside Ø 1.9 mm, inside Ø 1.1 mm, 500 mm long)

178.710-OS	10	15	35 x 12.5 x 12.5	Ø 3	80	178-710-20	
	10	8.5	35 x 12.5 x 12.5	Ø 3	80	178-710-10-20	
178.710-QS	10	15	35 x 12.5 x 12.5	Ø 3	80	178-710-10-40	
	10	8.5	35 x 12.5 x 12.5	Ø 3	80	1787108510-40	
	50	15	35 x 12.5 x 52.5	Ø 3	370	1787101550-40	
	50	8.5	35 x 12.5 x 52.5	Ø 3	370	178-710-50-40	
178.711-OS	10	15	35 x 12.5 x 12.5	Ø 2	30	178-711-10-20	
	10	8.5	35 x 12.5 x 12.5	Ø 2	30	1787118510-20	
178.712-OS	10	8.5	35 x 12.5 x 12.5	Ø 1.5	18	178712-10-20	
178.712-QS	10	15	35 x 12.5 x 12.5	Ø 1.5	18	1787121510-40	
	10	8.5	35 x 12.5 x 12.5	Ø 1.5	18	1787128510-40	
178.765-OS*	10	8.5	45 x 12.5/17 x 12.5	Ø 1.5	18	178-765-10-20	Further information see page 6.

\*Please order tubes separately – see page 23.

Subject to change without notice.

### WINDOW MATERIAL

■ OS ■ Special Optical Glass

320 nm–2500 nm

■ QS ■ Quartz SUPRASIL®

200 nm–2500 nm





# FLUORESCENCE CELLS

## MACRO CELLS

with PTFE lid or stopper, triangular cell

TYPE/WINDOW MATERIAL	OPTICAL PATH LENGTH mm	OUTSIDE DIM. H x W x D mm	INSIDE WIDTH mm	BASE THICKN. mm	VOL. µl	NO. OF WINDOWS	ARTICLE-NO.	REMARKS
101-OS	10 x 10	45 x 12.5 x 12.5	10	1.25	3500	4	101-10-20	on request with a polished base
101-QS	10 x 10 10 x 20	45 x 12.5 x 12.5 45 x 12.5 x 22.5	10 10	1.25 1.25	3500 7000	4 4	101-10-40 101-20-40	on request with a polished base
111-OS	10 x 10	46 x 12.5 x 12.5	10	1.25	3500	4	111-10-20	on request with a polished base
111-QS	10 x 10	46 x 12.5 x 12.5	10	1.25	3500	4	111-10-40	on request with a polished base

## SEMI-MICRO CELLS

with PTFE lid or stopper

TYPE/WINDOW MATERIAL	OPTICAL PATH LENGTH mm	OUTSIDE DIM. H x W x D mm	INSIDE WIDTH mm	BASE THICKN. mm	VOL. µl	ARTICLE-NO.	REMARKS
104F-OS	10 x 4	45 x 12.5 x 12.5	4	1.25	1400	104F-10-20	on request with a polished base
104F-QS	10 x 4	45 x 12.5 x 12.5	4	1.25	1400	104F-10-40	on request with a polished base
108F-QS	10 x 4	45 x 12.5 x 12.5	4	9	1000	108-F-10-40	on request with a polished base
114F-QS	10 x 4	46 x 12.5 x 12.5	4	1.25	1400	114F-10-40	on request with a polished base

## MICRO CELLS

with PTFE lid or stopper

TYPE/WINDOW MATERIAL	OPTICAL PATH LENGTH mm	OUTSIDE DIM. H x W x D mm	INSIDE WIDTH mm	BASE THICKN. mm	VOL. µl	ARTICLE-NO.	REMARKS
104.002F-QS	10 x 2	45 x 12.5 x 12.5	2	1.25	700	104002F-10-40	on request with a polished base
108.002F-QS	10 x 2	45 x 12.5 x 12.5	2	9	500	108002F-10-40	on request with a polished base
115F-QS	10 x 2	40 x 12.5 x 12.5	2	1.25	400	115-F-10-40	on request with a polished base

### WINDOW MATERIAL

■ OS ■ Special Optical Glass

320 nm–2500 nm

■ QS ■ Quartz SUPRASIL®

200 nm–2500 nm



101  
10x10mm



111  
10x10mm



104F  
10x4mm



108F  
10x4mm



114F  
10x4mm



104.002F  
10x2mm



108.002F  
10x2mm



115F  
10x2mm



## MICRO CELLS

with and without PTFE stopper

TYPE/ WINDOW MATERIAL	OPTICAL PATH LENGTH mm	CENTER HEIGHT mm	OUTSIDE DIM. H × B × D mm	INSIDE DIM. H × B × D mm	BASE- PATH mm	VOL. μl	NO. OF WINDOWS	ARTICLE-NO.	REMARKS
101.015-QS	3 x 3		21 x 5.4 x 5.4	19.9 x 3 x 3	1.1	130	5	101-015-40	
013.013		15 8.5	50.5 x 12.5 x 12.5 44 x 12.5 x 12.5					013-013-15-71 013-013-85-71	holder for cell type 101.015
101.016-QS	5 x 5		33.5 x 6.9 x 6.9	32.7 x 5 x 5	0.8	600	5	101-016-40	
013.016			44 x 12.5 x 12.5					013-016-71	holder for cell type 101.016
101.057-QS	5 x 5		45 x 7.5 x 7.5	43.75 x 5 x 5	1.25	850	5	101-057-40	
111.057-QS	5 x 5		46 x 7.5 x 7.5	38.75 x 5 x 5	1.25	850	5	111-057-40	
013.011			44 x 12.5 x 12.5					013-011-71	holder for cell type 111.057 and 101.057

## ULTRA-MICRO CELLS

with PE stopper

TYPE/ WINDOW MATERIAL	OPTICAL PATH LENGTH mm	CENTER HEIGHT mm	OUTSIDE DIM. H × B × D mm	APERTURE H × D mm	CHAMBER VOLUME μl	FILLING VOLUME μl	NO. OF WINDOWS	ARTICLE-NO.	REMARKS
105.250-QS	10 x 2 10 x 2	15 8.5	45 x 12.5 x 12.5 45 x 12.5 x 12.5	5 x 2 5 x 2	100 100	120 120	3 3	105-250-15-40 105-250-85-40	
105.251-QS	3 x 3 3 x 3	15 8.5	45 x 12.5 x 12.5 45 x 12.5 x 12.5	5 x 3 5 x 3	45 45	70 70	3 3	105-251-15-40 105-251-85-40	
105.252-QS	1.5 x 1.5 1.5 x 1.5	15 8.5	45 x 12.5 x 12.5 45 x 12.5 x 12.5	5 x 1.5 5 x 1.5	12 12	30 30	3 3	105-252-15-40 105-252-85-40	
105.253-QS	10 x 2 10 x 2	15 8.5	45 x 12.5 x 12.5 45 x 12.5 x 12.5	5 x 2 5 x 2	100 100	120 120	3 3	105-253-15-40 105-253-85-40	Discontinued item
105.254-QS	3 x 3 3 x 3	15 8.5	45 x 12.5 x 12.5 45 x 12.5 x 12.5	5 x 3 5 x 3	45 45	70 70	3 3	105-254-15-40 105-254-85-40	Discontinued item

### WINDOW MATERIAL

■ QS ■ Quartz SUPRASIL®

200 nm–2500 nm



101.015  
3 x 3 mm

101.016  
5 x 5 mm

101.057  
5 x 5 mm

111.057  
5 x 5 mm

013.011  
013.013  
013.016

105.250  
10 x 2 mm

105.251  
3 x 3 mm

105.252  
1.5 x 1.5 mm

105.253  
10 x 2 mm

105.254  
3 x 3 mm



# FLUORESCENCE CELLS

## FLUORESCENCE CELLS FOR MAGNETIC STIRRERS

macro, semi-micro, with PTFE lid or stopper

TYPE/WINDOW MATERIAL	OPTICAL PATH LENGTH mm	OUTSIDE DIM. H x W x D mm	INSIDE WIDTH mm	BASE THICKN. mm	VOL. µl	NO. OF WINDOWS	ARTICLE-NO.	REMARKS
109.000F-QS	10 x 10	45 x 12.5 x 12.5	10	5	3500	4	109000F-10-40	
119.000F-QS	10 x 10	49.5 x 12.5 x 12.5	10	5	3500	4	119F-10-40	
109.004F-QS	10 x 4	45 x 12.5 x 12.5	4	5	1500	4	109004F-10-40	
119.004F-QS	10 x 4	49.5 x 12.5 x 12.5	4	5	1500	4	119004F-10-40	
332.300		6 x 3					332-300	PTFE coated magnetic stir bar

## SEALABLE CELLS

macro, semi-micro, for anaerobic applications

TYPE/WINDOW MATERIAL	OPTICAL PATH LENGTH mm	OUTSIDE DIM. H x W x D mm	INSIDE WIDTH mm	BASE THICKN. mm	VOL. µl	NO. OF WINDOWS	ARTICLE-NO.
117.100F-QS	10 x 10	56 x 12.5 x 12.5	10	1.25	3500	4	117100F-10-40
117.200F-QS	10 x 10	56 x 12,5 x 1,25	10	1.25	3500	4	117200F-10-40
117.104F-QS	10 x 4	56 x 12.5 x 12.5	4	1.25	1400	4	117104F-10-40
117.204F-QS	10 x 4	56 x 12,5 x 1,25	4	1.25	1400	4	117204F-10-40

With ISO thread GL 14 and screw cap with silicone rubber seal.

## CELLS WITH TUBES QUARTZ/DURAN®

macro, tube Ø 8 mm, tube length 80 mm

TYPE/WINDOW MATERIAL	OPTICAL PATH LENGTH mm	OUTSIDE DIM. H x W x D mm	INSIDE WIDTH mm	BASE THICKN. mm	VOL. µl	NO. OF WINDOWS	ARTICLE-NO.
221-QS*	10 x 10	40 x 12.5 x 12.5	10	1.25	3500	4	221-10-40
221.001-QS**	10 x 10 Tol.+ -0.2	40 x 12.5 x 12.5	10	1.25	3500	4	221001-10-80

\* on request with a polished base

\*\* for measurements at high and low temperatures

WINDOW MATERIAL

■ QS ■ Quartz SUPRASIL® 200 nm-2500 nm



109.000F  
10 x 10 mm



119.000F  
10 x 10 mm



109.004F  
10 x 4 mm



119.004F  
10 x 4 mm



117.100F  
10 x 10 mm



117.104F  
10 x 4 mm



221  
10 x 10 mm



221.001  
10 x 10 mm

## CELLS FOR FLOW-THROUGH MEASUREMENTS

### macro, with in/outlet tubes

TYPE/WINDOW MATERIAL	OPTICAL PATH LENGTH mm	OUTSIDE DIM. H x W x D mm	APERTURE H x W mm	VOL. µl	NO. OF WINDOWS	ARTICLE-NO.	REMARKS
131-QS	10 x 10	45 x 12.5 x 12.5	33 x 10	3300	4	131-10-40	base and lid 6 mm

### semi-micro, with in/outlet tubes

TYPE/WINDOW MATERIAL	OPTICAL PATH LENGTH mm	CENTER HEIGHT mm	OUTSIDE DIM. H x W x D mm	APERTURE H x W mm	VOL. µl	NO. OF WINDOWS	ARTICLE-NO.
176.050-QS	10 x 4 10 x 4	15 8.5	45 x 12.5 x 12.5 38.5 x 12.5 x 12.5	11 x 4 11 x 4	450 450	3 3	176-050-40 176050-10-85-40

### compact, with 2 screw connectors M 6 x 1 and FEP tubes

(outside Ø 1.9 mm, inside Ø 1.1 mm, 500 mm long)

TYPE/WINDOW MATERIAL	OPTICAL PATH LENGTH mm	CENTER HEIGHT mm	OUTSIDE DIM. H x W x D mm	APERTURE H x W mm	VOL. µl	NO. OF WINDOWS	ARTICLE-NO.
176.751-QS	3 x 3 3 x 3	15 8.5	35 x 12.5 x 12.5 35 x 12.5 x 12.5	11 x 3 11 x 3	100 100	3 3	176-751-15-40 176-751-85-40
176.754-QS	10 x 2.5 10 x 2.5	15 8.5	35 x 12.5 x 12.5 35 x 12.5 x 12.5	11 x 2.5 11 x 2.5	275 275	4 4	176-754-10-15-40 176-754-10-85-40

## ALL-QUARTZ FLOW-THROUGH CELL WITH TWO OPTICAL PATH LENGTHS

### with screw connectors M6 x 1, with FEP tubing 500 mm length

TYPE/WINDOW MATERIAL	OPTICAL PATH LENGTH mm	CENTER HEIGHT mm	OUTSIDE DIM. H x W x D mm	APERTURE H x W mm	VOL. µl	NO. OF WINDOWS	ARTICLE-NO.	REMARKS
176.760-QS	5 and 10	8.5	35 x 12.5 x 12.5	11 x 6/11 x 5	550		176-760-85-40	Further center heights on request. Further details see page 7
176.761-QS	2.5 and 5	8.5	35 x 12.5 x 12.5	11 x 4/11 x 2.5	140		176-761-85-40	15 mm center height on request.
176.762-QS	1.5 and 3	8.5	35 x 12.5 x 12.5	11 x 2.5/11 x 1,5	50		176-762-85-40	
176.765-QS	10 and 1	15	35 x 12.5 x 12.5	11 x 1/11 x 6	110		176-765-15-40	8.5 mm center height on request
176.766-QS	10 and 2	15	35 x 12.5 x 12.5	11 x 2/11 x 6	220		176-766-15-40	

#### WINDOW MATERIAL

■ QS ■ Quartz SUPRASIL® 200 nm–2500 nm

Subject to change without notice.



131  
10 x 10 mm



176.050  
10 x 4 mm



176.751  
3 x 3 mm



176.754  
10 x 2,5 mm



111.070  
10 x 10 mm



176.765-QS  
10 und 1 mm





# CELLS AND OPTICAL ELEMENTS FOR SPECIAL APPLICATIONS

## DYE-LASER CELL

macro, with PTFE stoppers

TYPE/WINDOW MATERIAL	OUTSIDE DIM. H x W x D mm	INSIDE CROSS SECTION mm	VOL. $\mu$ l	NO. OF WINDOWS	ARTICLE-NO.	REMARKS
111.070-QS	46 x 12.5 x 12.5	10 x 10	3500	4	111-070-40	on request with a polished base

## CELL FOR CYTOMETRY

TYPE/WINDOW MATERIAL	OPTICAL PATH LENGTH mm	OUTSIDE DIM. H x W x D mm	INSIDE CROSS SECTION mm	VOL. $\mu$ l	ARTICLE-NO.	REMARKS
131.050-QS	0.25 x 0.25	20.3 x 4.2 x 4.2	0.25 x 0.25	1.3	131-050-40	flow channel surfaces polished

## CELLS FOR LIGHT-SCATTERING MEASUREMENTS

with PTFE stoppers

TYPE/WINDOW MATERIAL	OUTSIDE DIM. H x DIAMETER mm	INSIDE DIM. H x DIAMETER mm	VOL. $\mu$ l	ARTICLE-NO.	REMARKS
540.110-QS	75 x 10	74 x 8	2800	540-110-80	
540.111-QS	75 x 10	74 x 8	2800	540-111-80	polished outer cylinder
540.114-QS	75 x 25	73 x 22.6	22000	540-114-80	
540.115-QS	75 x 25	73 x 22.6	22000	540-115-80	polished outer cylinder
540.135-QS	75 x 20	74 x 18	14000	540-135-20-40	

### WINDOW MATERIAL

■ QS ■ Quartz SUPRASIL®

200 nm–2500 nm



## CELL FOR TURBIDITY MEASUREMENTS

### rectangular cell

TYPE/WINDOW MATERIAL	OPTICAL PATH LENGTH mm	OUTSIDE DIM. H x W x D mm	INSIDE DIM. H x W x D mm	VOL. µl	ARTICLE-NO.	REMARKS
402.013-OG	25 x 25	70 x 30 x 30	67 x 25 x 25	25000	402-013-10	25 ml marking, 5 windows

## CELLS FOR REFLECTION MEASUREMENTS

### cylindrical cells, without lids

TYPE/WINDOW MATERIAL	OUTSIDE DIM. H x DIAMETER mm	INSIDE DIM. H x DIAMETER mm	VOL. µl	ARTICLE-NO.	REMARKS
692.091-OG	25 x 34	23 x 31.6	12000	692-091-12	
692.103-BF	30 x 50	27.5 x 45	32000	692-103-23	
692.104-BF	40.5 x 60	39 x 55.6	73000	692-104-23	

#### WINDOW MATERIAL

■ OG ■ Optical Glass

360 nm–2500 nm

■ BF ■ Borofloat®

330 nm–2500 nm



402.013



692.091



692.103



692.104



# CELLS AND OPTICAL ELEMENTS FOR SPECIAL APPLICATIONS

## LARGE CELLS

with glass lids

TYPE/WINDOW MATERIAL	OPTICAL PATH LENGTH mm	OUTSIDE DIM. H x W x D mm	INSIDE WIDTH mm	VOL. $\mu$ l	ARTICLE-NO.	REMARKS
700.000-OG	10 $\pm$ 0.2 20 $\pm$ 0.2	53 x 55 x 15 53 x 55 x 25	50 x 50 x 10 50 x 50 x 20	20000 40000	700-000-10-10 700-000-20-10	
700.010-OG	20 $\pm$ 0.2	82 x 44.4 x 24.4	80 x 40 x 20	56000	700-010-20-10	without lid
700.015-OG	28 $\pm$ 0.2	35 x 35 x 32	33 x 31 x 28	22000	700-015-10	without lid
700.016-OG	18 $\pm$ 0.2	38 x 22 x 22	36 x 18 x 18	10000	700-016-10	without lid
700.061-OG	50 $\pm$ 0,5	100 x 150 x 55	96,5 x 143 x 50	600000	700-019-10	
704.000-OG	20 $\pm$ 0.2	22.5 x 25 x 25	20 x 20 x 20	6000	704-000-20-10	
704.001-OG	30 $\pm$ 0.2	32.5 x 35 x 35	30 x 30 x 30	22500	704-001-30-10	
704.002-OG	40 $\pm$ 0.2	42.5 x 45 x 45	40 x 40 x 40	56000	704-002-40-10	
704.003-OG	50 $\pm$ 0.5	52.5 x 55 x 55	50 x 50 x 50	88000	704-003-50-10	
740.000-OG	34.5 $\pm$ 0.2	100 x 50 x 39.5	97 x 44 x 34.5	100000	740-000-10	without lid

### WINDOW MATERIAL

OG ■ Optical Glass

360 nm–2500 nm



## DEMOUNTABLE CELLS

### cells with detachable windows

TYPE/WINDOW MATERIAL	OPTICAL PATH LENGTH mm	OUTSIDE DIM. H x W x D mm	PATH mm	INSIDE WIDTH mm	VOL. μl	ARTICLE-NO.	REMARKS
106-QS	0.01 ± 0.003	45 x 12.5	2.5	9	2.6	106-0.01-40	demountable rectangular cells Please order cell holder separately - see article no. 013-000-71
	0.1 ± 0.005	45 x 12.5	2.6	9	26	106-0.10-40	
	0.2 ± 0.005	45 x 12.5	2.7	9	52	106-0.20-40	
	0.5 ± 0.010	45 x 12.5	3	9	130	106-0.50-40	
	1 ± 0,010	45 x 12.5	3,5	9	260	106-1-40	
013.000		45 x 12.5 x 12.5				013-000-71	cell holder for cell type 106
665.000-QS		45 x 12.5 x 12.5				665-000-40	rectangular window from Quartz SUPRASIL
665.000-QX		45 x 12.5 x 12.5				665-000-46	rectangular window from Quartz SUPRASIL 300
124-QS	0.1 ± 0.005	∅ 22	2.6	∅ 15	18	124-0.1-40	demountable circular cell
020.001	0.01 - 1					020-001-761	cell holder for cell type 124 and 201/202
020.002	2 - 2.5					020-002-761	cell holder for cell type 201/202
201	1 ± 0.01	∅ 21				201-1-23	ring from Duran for cell holder 020.001
201	2.5 ± 0.01	∅ 21				201-2.5-23	ring from Duran for cell holder 020.002
202-QS	1.25	∅ 22				202-40	circular window from Quartz SUPRASIL
202-QX	1.25	∅ 22				202-46	circular window from Quartz SUPRASIL 300

## OTHER ACCESSORIES

TYPE/WINDOW MATERIAL	DESCRIPTION	ARTICLE-NO.	REMARKS
013.101	Aluminium spacer 38 x 12.5 x 9 mm	013-101-71	to fit cells with 1 mm optical path length into 10 mm cell holder
013.102	Aluminium spacer 38 x 12.5 x 8 mm	013-102-71	to fit cells with 2 mm optical path length into 10 mm cell holder
013.105	Aluminium spacer 38 x 12.5 x 5 mm	013-105-71	to fit cells with 5 mm optical path length into 10 mm cell holder
040.111	FEP tubing set 500mm long; outside ∅ 1.9mm; inside ∅ 1.1mm	040-111-722	for compact and 3-in-1 cells; with one short and one long screw fitting
040.222	PTFE tubing set 500mm long with Omnifit gripper outside ∅ 1.6mm; inside ∅ 1.0mm	040-222-72	for compact and 3-in-1 cells; with one short and one long Omnifit Gripper

### WINDOW MATERIAL

■ QS ■ Quartz SUPRASIL®

200 nm–2500 nm

■ QX ■ Quartz SUPRASIL® 300

200 nm–3500 nm



106

013.000

665.000

020.001

124-QS

020.002

201 Duran

202

040.111

040.222

013.102



# QUARTZ MICROPLATES


## QUARTZ MICROPLATES

TYPE/WINDOW MATERIAL	DESCRIPTION	OUTSIDE DIM. H x B x L mm	BASE mm	WELLS			ARTICLE-NO.
				DIAMETER mm	DEPTH mm	VOLUME $\mu$ l	
730.009-QG	Quartz Microplate** with 96 wells Base: Synthetic Quartz Glass	14.5 x 127 x 85.5	2*	6.6	12.5	300	730-009-44
730.009B-QG	Black Quartz Microplate** with 96 wells Base: Synthetic Quartz Glass	14.5 x 127 x 85.5	2*	6.6	12.5	300	730009-B-44

QG is synthetic quartz glass with a transmission over 80% between 200 nm and 2500 nm for an empty cell.

\* On request base with reduced thickness down to 0.5 mm.

\*\* Available made of Borofloat® on request.



730.009-QG



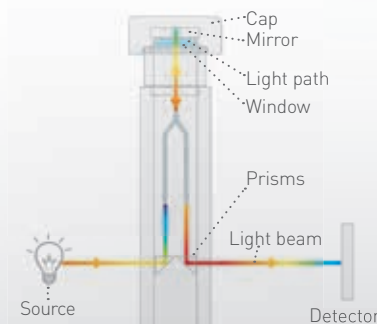
730.009B-QG



The TrayCell is a **fiber-optic ultra-micro measuring cell** designed for the UV/Vis analysis of DNA/RNA and proteins. The dimensions of the TrayCell are equivalent to a standard cuvette in order to work in most spectrophotometers.

### Advantages:

- // Suitable for almost any current spectrophotometers
- // Ideally suited for very small **measurement volumes; 0,7 to 10 µl**
- // Trouble-free measurement of the sample at different optical path lengths simply by exchanging the cap (caps with dilution factors: 5, 10, 50 and 100)
- // Fast and simple cleaning of the optics before measuring the next sample – the TrayCell remains in the cell holder!
- // Samples can be reused after the measurement simply by pipetting them off
- // During measurements, the TrayCell shows excellent reproducibility



**NEW!!**  
User Manual for the TrayCell to be available for download: [www.hellma.com/TrayCell](http://www.hellma.com/TrayCell)

TYPE	WINDOW MATERIAL	OPTICAL PATH LENGTH mm	CENTER HEIGHT mm*	EXTERNAL HEIGHT mm*	VOL. µl	ARTICLE-NO.
105.800-UVS	Quartz SUPRASIL®	0.2 mm	8.5	68.5	0.7 – 4	105800-A3-V1-46
		(factor 50)	15	75		
		1.0 mm	20	80		
105.810-UVS	Quartz SUPRASIL®	0.2 mm	8.5	53.0	0.7 – 4	105810-A3-V1-46
		(factor 50)	15	59.5		
		1.0 mm	20	64.5		
		(factor 10) (+/- 0.02 mm)				

Included in delivery: TrayCell (Type: 105.800-UVS or 105.810-UVS), 2 caps with an optical path length of 0.2 and 1.0 mm, 2 adapters for a center height of 15 mm and 20 mm, screwdriver for center height adapter, premium storage box.



### CAPS FOR TRAYCELL®

TYPE	MATERIAL	OPTICAL PATH LENGTH (+/- 0.02 mm)	VOL. µl	ARTICLE-NO.
665.703	Cap made of stainless steel with a mirror made of Quartz SUPRASIL® with an aluminum mirror layer	1 mm (factor* 10)	3 – 5	665-703-1-40
665.704		0.2 mm (factor* 50)	0.7 – 4	665-704-0.2-40
665.705		2 mm (factor* 5)	6 – 10	665-705-2-40
665.706		0.1 mm (factor* 100)	0.7 – 3	665-706-0.1-40

\* factor = dilution factor compared to a standard cell with a path length of 10 mm





## UV/VIS CERTIFIED REFERENCE MATERIALS

Quality assurance and quality control regulations, such as ISO 9000, GLP, GMP, and pharmacopoeias, require companies to verify the performance of any spectrophotometer in use. The two most important factors for obtaining precise spectrometer data are the photometric accuracy (absorbance accuracy) and wavelength accuracy of the spectrometer, which should be tested on a regular basis.

In the Hellma Analytics calibration laboratory, which is accredited to DIN EN ISO 17025, we manufacture certified reference materials based on the regulatory codes issued by NIST (National Institute of Standards and Technology), ASTM (American Society for Testing and Materials) and pharmacopoeias (Ph. Eur., DAB, USP). All certified measurement results can be traced back to NIST standard reference materials (SRMs). (Photometric accuracy: SRM® 930e and SRM® 1930, wavelength accuracy: SRM® 2034).

### Hellma Analytics calibration laboratory: accredited to DIN EN ISO 17025

Our lab is a DAkkS calibration laboratory and is accredited to DIN EN ISO 17025, a comprehensive quality management system that acts as a seamless continuation of other systems such as ISO 9000. By achieving this accreditation, we have demonstrated proof of expertise in the calibration activities that we perform and are authorized to issue internationally recognized DAkkS calibration certificates. Accreditation is the key to high quality measurements, international comparability, and trust in both the work of the calibration laboratory and the transparency of results.



DIN EN ISO 17025



Look at our Video  
tutorial via smartphone!



## GLASS FILTERS WITH DAKKS CERTIFICATE

TYPE	MATERIAL	WAVELENGTH nm	ARTICLE-NO.
<b>Glass Filter for testing the wavelength accuracy</b>			
666-F1	Holmium Oxide Glass Filter F1	279; 361; 453; 536; 638	666F1-339
666-F7W	Didymium Glass Filter F7W	329; 472; 512; 681; 875	666F7W-323
<b>Glass Filter for testing the photometric accuracy</b>			
666-F2	Neutral Density Glass Filter F2 (Nominal value of the absorption 0.25)	440; 465; 546,1; 590; 635	666F2-39
666-F201	Neutral Density Glass Filter F201 (Nominal value of the absorption 0.3)	440; 465; 546,1; 590; 635	666F201-39
666-F3	Neutral Density Glass Filter F3 (Nominal value of the absorption 0.5)	440; 465; 546,1; 590; 635	666F3-38
666-F4	Neutral Density Glass Filter F4 (Nominal value of the absorption 1.0)	440; 465; 546,1; 590; 635	666F4-37
666-F202	Neutral Density Glass Filter F202 (Nominal value of the absorption 1.5)	440; 465; 546,1; 590; 635	666F202-36
666-F203	Neutral Density Glass Filter F203 (Nominal value of the absorption 2.0)	440; 465; 546,1; 590; 635	666F203-36
666-F7A	Neutral Density Glass Filter F7A (Nominal value of the absorption approx. 0.5–1.0)	270; 280; 297; 320; 340	666F7A-323
<b>Glass Filter for testing the wavelength accuracy and the photometric accuracy</b>			
666-F7	Didymium Glass Filter F7	A: 270; 280; 297; 320; 340 W: 329; 472; 512; 681; 875	666F7-323
<b>Empty filter mount</b>			
666-F0	Aluminum frame		666F0-71
TYPE	CONSISTING OF	WAVELENGTH nm	ARTICLE-NO.
<b>Sets for testing the wavelength accuracy and the photometric accuracy</b>			
666-S000	Complete Glass Filter Set: F1, F2, F3, F4, F0	A: 440; 465; 546,1; 590; 635 W: 279; 361; 453; 536; 638	666S000
666-S001	Glass Filter Set: F3, F4, F7	A: 270; 280; 297; 320; 340; 440; 465; 546,1; 590; 635 W: 329; 472; 512; 681; 875	666S001
666-S002	Glass Filter Set: F2, F3, F4	A: 440; 465; 546,1; 590; 635	666S002
666-S004	Glass Filter Set: F201, F202, F203	A: 440; 465; 546,1; 590; 635	666S004
666-S300	Glass Filter Set: F301, F303, F390 (Abs: 0.04; 2.5; 3.0)	A: 440; 465; 546,1; 590; 635	666S300

A: Wavelength for Absorbance W: Wavelength for Wavelength accuracy







## LIQUID FILTERS WITH DAKKS CERTIFICATE

TYPE	CONTENT	WAVELENGTH nm	ARTICLE-NO.
<b>Liquid Filter for testing the photometric accuracy</b>			
667-UV20	20 mg potassium dichromate in HClO <sub>4</sub> (0.25 Abs)	235; 257; 313; 350	667020
667-UV40	40 mg potassium dichromate in HClO <sub>4</sub> (0.5 Abs)	235; 257; 313; 350	667040
667-UV60	60 mg potassium dichromate in HClO <sub>4</sub> (0.75 Abs)	235; 257; 313; 350	667060
667-UV80	80 mg potassium dichromate in HClO <sub>4</sub> (1.0 Abs)	235; 257; 313; 350	667080
667-UV0100	100 mg potassium dichromate in HClO <sub>4</sub> (1.25 Abs)	235; 257; 313; 350	6670100
667-UV600	600 mg potassium dichromate in HClO <sub>4</sub> (1.0 Abs)	430	667600
667-UV14	Perchloric acid (HClO <sub>4</sub> ), reference filter	235; 257; 313; 350	667014
667-UV301	Filter Set for UV range: UV60, UV14	235; 257; 313; 350	667301
667-UV304	Filter Set for Vis range: UV600, UV14	430	667304
667-UV305	Filter Set for UV/Vis range: UV60, UV600, UV14	235; 257; 313; 350; 430	667305
<b>Liquid Filter Set for testing the linearity of the absorption</b>			
667-UV307	Filter-Set: UV20, UV40, UV60, UV80, UV100, UV14	235; 257; 313; 350	667307
<b>Liquid Filter for testing the wavelength accuracy</b>			
667-UV5	Holmium oxide in perchloric acid	241; 287; 361; 536; 640	667005
667-UV400	Filter Set: UV05, UV14	241; 287; 361; 536; 640	667400
<b>Liquid Filter for testing to stray light</b>			
667-UV1	Potassium chloride in pure water	200 (cut-off)	667001
667-UV10	Sodium iodide in pure water	259 (cut-off)	667010
667-UV11	Sodium nitrite in pure water	385 (cut-off)	667011
667-UV12	Pure water (reference filter)	198; 200; 300; 400	667012
667-UV100	Filter Set UV-100: UV1, UV12	200 (cut-off)	667100
667-UV101	Filter Set UV-101: UV10, UV12	259 (cut-off)	667101
667-UV102	Filter Set UV-102: UV11, UV12	385 (cut-off)	667102
667-UV103	Filter Set UV-103: UV1, UV10, UV11, UV12	200; 259; 385 (cut-off)	667103
667-UV104	Filter Set UV-104: UV10, UV11, UV12	259; 385 (cut-off)	667104
<b>Liquid Filter for testing the resolution</b>			
667-UV6*	Toluene in n-hexane	Scan: 265 – 270	667006
667-UV9*	n-hexane (reference filter)	Scan: 265 – 270	667009
667-UV200*	Filter Set UV-200: UV6, UV9	Scan: 265 – 270	667200


A: Wavelengths for absorbance W: Wavelengths for wavelength accuracy S: Wavelengths for stray light R: Wavelengths for spectral resolution \*with Hellma Analytics calibration certificate



TYPE	CONTENT	WAVELENGTH nm	ARTICLE-NO.
<b>Liquid Filter – Set according to USP 851</b>			
667-UV004	F0: Aluminum frame, F2: Neutral Density Glass filter(0.25 Abs), F3: Neutral Density Glass filter (0.5 Abs), F4: Neutral Density Glass filter (1.0 Abs), UV60: 60 mg potassium dichromate in HClO <sub>4</sub> , UV 14: Perchloric acid (HClO <sub>4</sub> , reference filter , UV 5: Holmium oxide in perchloric acid	A: 440; 465; 546.1; 590; 635 A: 440; 465; 546.1; 590; 635 A: 440; 465; 546.1; 590; 635 A: 235; 257; 313; 350 A: 235; 257; 313; 350 W: 241; 250; 278; 287; 333; 345; 361; 385; 416; 452; 468; 485; 536; 640	667004 
<b>Complete Filter Set for testing the photometer according to Ph.Eur.</b>			
667-UV003	Complete Filter Set: UV1, UV12, UV6, UV9, UV60, UV600, UV14, UV5	A: 235; 257; 313; 350; 430 W: 241; 287; 361; 536; 640 S: 200 (cut-off) R: Scan 265 – 270	667003

A: Wavelengths for absorbance W: Wavelengths for wavelength accuracy S: Wavelengths for stray light R: Wavelengths for spectral resolution \*with Hellma Analytics calibration certificate

## REFERENCE PLATES FOR QUALIFYING MICROPLATE READERS WITH DAKKS CERTIFICATE



666.113

With reference plates from Hellma Analytics you can check the photometric and wavelength accuracy of microplate readers. They have the same dimensions as a microplate with 96 wells and a 6.6 mm diameter per window (height 14.5 x width 125 x length 85.5 mm).

TYPE	USAGE	MATERIAL Nominal value of absorption	WAVELENGTH nm	ARTICLE-NO.
666-R013	to check photometric accuracy	Neutral Density Glass Filter NG 11 (0.25) , NG 5 (0.5), NG 4 (1.0), NG 3 (1.5), (2.5)	405, 450, 490, 650	666R013
666-R113	to check photometric accuracy and wavelength accuracy	Neutral Density Glass Filter NG 5 (0.5), NG 4 (1.0), NG 3 (1.5), (2.0) Holmium Oxide glass filter	405; 450; 490; 650 279; 361; 453; 536; 638	666R113

**WE GRANT A 30 YEAR** 

MANUFACTURER'S WARRANTY ON ALL CERTIFIED REFERENCE MATERIALS IF THEY ARE REGULARLY\* RECERTIFIED IN THE HELLMANALYTICS CALIBRATION LABORATORY.

\*at least every 2 years



## RECERTIFYING OF THE FILTERS WITH DAKKS CERTIFICATE

### Glass Filters

TYPE	SERVICE	ARTICLE-NO.
666-F1	Recertifying Holmium Oxide Glass Filter	666F1RE
666-F2	Recertifying Neutral Density Glass Filter (0.25 Abs)	666F2RE
666-F3	Recertifying Neutral Density Glass Filter (0.5 Abs)	666F3RE
666-F4	Recertifying Neutral Density Glass Filter (1 Abs)	666F4RE
666-F201	Recertifying Neutral Density Glass Filter (0.3 Abs)	666F201RE
666-F203	Recertifying Neutral Density Glass Filter (2.0 Abs)	666F203RE
666-F7A	Recertifying Didymium Glass Filter (0.5 - 1.0 Abs) for checking photometric accuracy	666F7ARE
666-F7	Recertifying Didymium Glass Filter for checking wavelength and photometric accuracy	666F7RE
666-F7W	Recertifying Didymium Glass Filter for checking wavelength accuracy	666F7WRE
666-S000	Recertifying Neutral Density Glass Filter (2.0 Abs) for checking wavelength and photometric accuracy	666S000RE
666-S001	Recertifying Glass Filter Set (F3, F4, F7) for checking wavelength and photometric accuracy	666S001RE
666-S002	Recertifying Glass Filter Set (F2, F3, F4) for checking photometric accuracy	666S002RE
666-S004	Recertifying Glass Filter Set F201, F202, F203 for checking	666S004RE
666-S300	Recertifying Glass Filter Set F301, F303, F390 for checking photometric accuracy	666S300RE



### Reference Plates

TYPE	SERVICE	MATERIAL	ARTICLE-NO.
666-R013	Recertifying Reference Plate for Microplate Reader	Neutral Density Glass Filter NG 11, NG 5, NG 4, NG 3	666R013RE
666-R113	Recertifying Reference Plate for Microplate Reader	Neutral Density Glass Filter NG 5, NG 4, NG 3 Holmium Oxide Glass Filter	666R113RE





## RECERTIFYING OF THE FILTERS WITH DAkks CERTIFICATE

### Liquid Filters

TYPE	SERVICE	ARTICLE-NO.
667-UV5	Recertifying Holmium Oxide Liquid Filter for checking wavelength accuracy according to Ph. Eur.	667005RE
667-UV6*	Recertifying Toluene in n-hexane Liquid Filter for checking the resolution according to Ph. Eur.	667006RE
667-UV1	Recertifying Potassium Chloride Liquid Filter for checking to stray light according to Ph. Eur.	667001RE
667-UV10	Recertifying Sodium Iodide Liquid Filter for checking to stray light	667010RE
667-UV11	Recertifying Sodium Nitrite Liquid Filter for checking to stray light	667011RE
667-UV12	Recertifying Pure Water for checking to stray light	667012RE
667-UV14	Recertifying Reference Liquid Filter (HClO <sub>4</sub> ) for checking photometric accuracy	667014RE
667-UV20	Recertifying Potassium Dichromate Liquid Filter (20 mg) for checking photometric accuracy	667020RE
667-UV40	Recertifying Potassium Dichromate Liquid Filter (40 mg) for checking photometric accuracy	667040RE
667-UV60	Recertifying Potassium Dichromate Liquid Filter (60 mg) for checking photometric accuracy according to Ph. Eur.	667060RE
667-UV80	Recertifying Potassium Dichromate Liquid Filter (80 mg) for checking photometric accuracy	667080RE
667-UV100	Recertifying Potassium Dichromate Liquid Filter (100 mg) for checking photometric accuracy	667100RE
667-UV600	Recertifying Potassium Dichromate Liquid Filter (600 mg) for checking photometric accuracy for Vis range according to Ph. Eur.	667600RE
667-UV100	Recertifying Filter Set for checking to stray light according to Ph. Eur.	667100RE
667-UV101	Recertifying Filter Set for checking to stray light	667101RE
667-UV102	Recertifying Filter Set for checking to stray light	667102RE
667-UV103	Recertifying Filter Set for checking to stray light	667103RE
667-UV104	Recertifying Filter Set for checking to stray light	667104RE
667-UV200 *	Recertifying Filter Set for checking the resolution according to Ph. Eur.	667200RE
667-UV301	Recertifying Filter Set for checking photometric accuracy according to Ph. Eur.	667301RE
667-UV304	Recertifying Filter Set for checking photometric accuracy according to Ph. Eur.	667304RE
667-UV305	Recertifying Filter Set for checking photometric accuracy according to Ph. Eur.	667305RE
667-UV307	Recertifying Filter Set for checking the linearity of the absorption	667307RE
667-UV400	Recertifying Filter Set for checking wavelength accuracy	667400RE
667-UV004	Recertifying Filter Set according to USP 851	667004RE
667-UV003	Recertifying Complete Filter Set for checking the photometer according to Ph. Eur.	667003RE



\*Recertifying with Hellma Analytics calibration certificate







# OPTICAL IMMERSION PROBES

## USAGE

Immersion Probes support engineers, researchers and analysts in several fields where process efficiency is required.

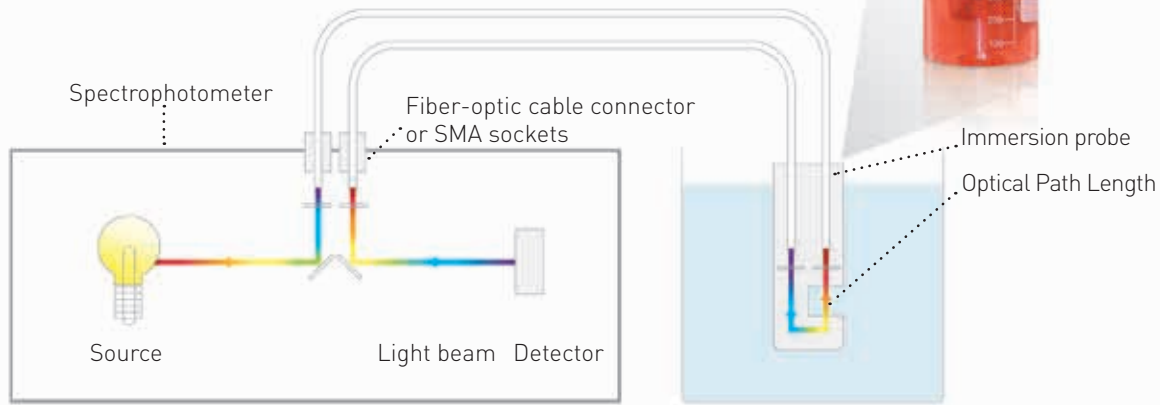
For example:

- // Chemical and Petrochemical Industry
- // Pharmacy and Life Science
- // Food and Beverage
- // Polymers

Hellma Analytics offers a broad product range and utmost competence to support your UV/VIS & NIR measurements.

## BENEFITS

- // Higher process efficiency and performance
- // Simple and safe process monitoring
- // Optimal control of complex reaction processes
- // Proactive process and quality management
- // Provable enhanced product and measurement quality
- // Fast return on investment
- // Professional consulting from highly educated Engineers



## EXCALIBUR STANDARD IMMERSION PROBE

### All-Round Probe

This classic transmission probe features a broad range of possible applications. Whether for use in the lab, for online monitoring in process environment or even for TDA -measurements – it is always the right choice.

Optical Path Length mm (tolerance $\pm 0.01$ )	1 mm, 2 mm, 5 mm, 10 mm, 20 mm
Outer Diameter	probe head 15 mm probe shaft 20 mm protective sleeve 20 mm
Optical Material	Quartz
Probe Body Material	Stainless steel 1.4404 (316 L)
Sealing Technology	Viton Kalrez® 4079
Spectral Range	UVS/Vis (190 nm to 1,100 nm) NIR (400 nm to 2,300 nm)
Fiber Optical Connection	1.80 m external fiber optical cables with SMA connectors
Temperature Range	5 °C to 150 °C
Pressure Range	-1 bar to 6 bar
Immersion Depth	100 mm (10 mm optical path length)



	UVS	NIR
Path Length mm	ARTICLE-NO.	
1	661-002-1-S-46	661-002-1-N-46
2	661-002-2-S-46	661-002-2-N-46
5	661-002-5-S-46	661-002-5-N-46
10	661-002-10-S-46	661-002-10-N-46
20	661-002-20-S-46	661-002-20-N-46

**NOW AVAILABLE ONLINE!**  
 Configuration, requests, ordering  
 and much more information.  
[www.myPATprobe.com](http://www.myPATprobe.com)

## EXCALIBUR STANDARD IMMERSION PROBE

### All-Quartz Probe

These Hellma Analytics all-quartz probes are outstanding due to its unique design which makes additional sealing material superfluous. This makes them the ideal tool for measuring aggressive samples even at the lowest temperatures – measuring beyond the limits.



Optical Path Length mm (tolerance ± 0.01)	1 mm, 2 mm, 5 mm, 10 mm, 20 mm
Outer Diameter	Probe head: 15 mm Quartz barrel: 18 mm
Optical Material	Quartz
Probe Body Material	Quartz
Sealing Technology	Directly fused
Spectral Range	UVS/Vis (190 nm to 1,100 nm) NIR (400 nm to 2,300 nm)
Fiber Optical Connection	1.80 m external fiber optical cables with SMA connectors
Temperature Range	5 °C to 150 °C (-180 °C to 150 °C with vacuum jack)
Pressure Range	-1 bar to 6 bar
Immersion Depth	210 mm (10 mm optical path length)

	UVS	NIR
Path Length mm	<b>ARTICLE-NO.</b>	
1	661-302-1-S-46	661-302-1-N-46
2	661-302-2-S-46	661-302-2-N-46
5	661-302-5-S-46	661-302-5-N-46
10	661-302-10-S-46	661-302-10-N-46
20	661-302-20-S-46	661-302-20-N-46

#### WITH VACUUM JACK FOR LOW TEMPERATURE APPLICATIONS

	UVS	NIR
Path Length mm	<b>ARTICLE-NO.</b>	
1	661-202-1-S-46	661-202-1-N-46
2	661-202-2-S-46	661-202-2-N-46
5	661-202-5-S-46	661-202-5-N-46
10	661-202-10-S-46	661-202-10-N-46
20	661-202-20-S-46	661-202-20-N-46

## EXCALIBUR STANDARD IMMERSION PROBE

### All-Quartz Probe Tapered version with ground glass joint NS 19/35

Optical Path Length mm (tolerance ± 0.01)	1 mm, 2 mm, 5 mm, 10 mm, 20 mm
Outer Diameter	15.5 mm (probe head) Taper NS 19/35
Optical Material	Quartz
Probe Body Material	Quartz
Sealing Technology	Directly fused
Spectral Range	UVS/Vis (190 nm to 1,100 nm) NIR (400 nm to 2,300 nm)
Fiber Optical Connection	1.80 m external fiber optical cables with SMA connectors
Temperature Range	5 °C to 150 °C
Pressure Range	-1 bar to 6 bar
Immersion Depth	130 mm (10 mm optical path length)



	UVS	NIR
Path Length mm	<b>ARTICLE-NO.</b>	
1	661-500-1-S-46	661-500-1-N-46
2	661-500-2-S-46	661-500-2-N-46
5	661-500-5-S-46	661-500-5-N-46
10	661-500-10-S-46	661-500-10-N-46
20	661-500-20-S-46	661-500-20-N-46



# OPTICAL IMMERSION PROBES

These transfection immersion probes have been specifically designed for laboratories and small volume analyses. They are available with fixed path lengths and very small outer diameters e.g. 3.2 mm/4 mm/6 mm. The 6 mm version offers increased flexibility due to interchangeable path length tips.

## FALCATA STANDARD IMMERSION PROBE

### with 3.2 mm and 4 mm diameter

These micro immersion probes have been specifically developed for measurements in small volumes. Due to their slim form, less sample material is required for a measurement to be taken.



Optical Path Length mm (tolerance $\pm 0.02$ )	5 mm, 10 mm
Outer Diameter	3.2 mm/4 mm
Optical Material	Quartz
Probe Body Material	Stainless steel 1.4404 (316 L)
Sealing Technology	Epoxy glue
Spectral Range	UVS/Vis (190 nm to 1,100 nm) NIR (400 nm to 2,300 nm)
Fiber Optical Connection	1.80 m external fiber optical cables with SMA connectors
Temperature Range	5 °C to 150 °C
Pressure Range	-1 bar to 6 bar
Immersion Depth	75 mm/130 mm (10 mm path length)

### FALCATA STANDARD IMMERSION PROBE 3.2 mm DIAMETER

	UVS	NIR
Path Length mm	<b>ARTICLE-NO.</b>	
5	661-610-5-S-46	661-610-5-N-46
10	661-610-10-S-46	661-610-10-N-46

### FALCATA STANDARD IMMERSION PROBE 4 mm DIAMETER

	UVS	NIR
Path Length mm	<b>ARTICLE-NO.</b>	
5	661-611-5-S-46	661-611-5-N-46
10	661-611-10-S-46	661-611-10-N-46

## FALCATA STANDARD IMMERSION PROBE

### with 6 mm diameter

Increased flexibility due to interchangeable path length tips.



Optical Path Length mm (tolerance $\pm 0.02$ )	1 mm, 2 mm, 5 mm, 10 mm, 20 mm through interchangeable tips
Outer Diameter	6 mm
Optical Material	Quartz
Probe Body Material	Stainless Steel 1.4435 (316 L)
Sealing Technology	Epoxy glue
Spectral Range	UVS/Vis (190 nm to 1,100 nm) NIR (400 nm to 2,300 nm)
Fiber Optical Connection	1.80 m external fiber optical cables with SMA connectors
Temperature Range	5 °C to 150 °C
Pressure Range	-1 bar to 6 bar
Immersion Depth	175 mm (10 mm optical path length)

	UVS	NIR
Path Length mm	<b>ARTICLE-NO.</b>	
1/2/5/10/20	661-622-set-S-46	661-622-set-N-46
1	661-622-1-S-46	661-622-1-N-46
2	661-622-2-S-46	661-622-2-N-46
5	661-622-5-S-46	661-622-5-N-46
10	661-622-10-S-46	661-622-10-N-46
20	661-622-20-S-46	661-622-20-N-46

### ACCESSORIES INTERCHANGEABLE PATH LENGTH TIPS

	Path Length Tips
Path Length mm	<b>ARTICLE-NO.</b>
1	665-622-1-40
2	665-622-2-40
5	665-622-5-40
10	665-622-10-40
20	665-622-20-40

# ACCESSORIES

## EXTERNAL CELL HOLDER

The external cell holder is useful when the spectrophotometer does not have an internal cell holder or when measurements with cells are to be made at some distance from the spectrophotometer e.g. in a fume hood. To connect this cell holder properly to your system you will require 2 x 1 m fiber optic cables in the corresponding spectral range. You should select the option "SMA-Collimator".



Material	Aluminium, Black Anodised
Dimensions	123 mm x 40 mm x 45 mm
Temperature of solution in cell	Max. 120 °C (Quartz Cells Only)
Ambient temperature	Max. 50 °C
Fiber Optic Cables	These must be ordered separately.
Notes	Suitable for cells with path length 1 mm to 20 mm
<b>ARTICLE-NO.</b>	<b>664-15-71</b>

## FIBER OPTIC INTERFACE

This accessory is to be used when SMA sockets are not available on your spectrophotometer. To connect this interface properly to your system you will require, in addition to your probe, 2 x 1 m fiber optic cables in the corresponding spectral range. You should select the option "SMA-Collimator". The SMA end is connected to your probe via a small SMA/SMA adapter and the collimating ends are plugged into the interface.



Effective Aperture	4 mm Diameter
Outside Dimension	60 mm x 12.5 mm x 12.5 mm
Center Height	8.5/15/20 mm
Wavelength Range	190 nm to 2300 nm, depends on cables used
Notes	Other center heights on request
<b>ARTICLE-NO.</b>	<b>662-85-UVNIR-46</b> <b>662-15-UVNIR-46</b> <b>662-20-UVNIR-46</b>

## FIBER OPTIC CABLES

Fiber optic cables can be supplied with either SMA connectors or special collimating lenses to suit the application that they are being used for.

Core Diameter	600 µm
Numerical Aperture	0.22
Beam Diameter (lens)	3.7 mm
Max. Temperature	150 °C



## ACCESSORIES SMA/SMA ADAPTER

<b>ARTICLE-NO.</b>	<b>041-500-74</b>
--------------------	-------------------



WAVELENGTH	LENGTH	SMA – SMA	SMA – COLLIMATOR	COLLIMATOR – COLLIMATOR
		<b>ARTICLE-NO.</b>	<b>ARTICLE-NO.</b>	<b>ARTICLE-NO.</b>
<b>NIR</b> 400 nm – 2300 nm	1 m	ALN001LSS	ALN001LSC	ALN001LCC
	2 m	ALN002LSS	ALN002LSC	ALN002LCC
	3 m	ALN003LSS	ALN003LSC	ALN003LCC
	4 m	ALN004LSS	ALN004LSC	ALN004LCC
	5 m	ALN005LSS	ALN005LSC	ALN005LCC
	6 m	ALN006LSS	ALN006LSC	ALN006LCC
	7 m	ALN007LSS	ALN007LSC	ALN007LCC
	8 m	ALN008LSS	ALN008LSC	ALN008LCC
<b>UVS/VIS</b> 190 nm – 1100 nm	1 m	ALS001LSS	ALS001LSC	ALS001LCC
	2 m	ALS002LSS	ALS002LSC	ALS002LCC
	3 m	ALS003LSS	ALS003LSC	ALS003LCC
	4 m	ALS004LSS	ALS004LSC	ALS004LCC
	5 m	ALS005LSS	ALS005LSC	ALS005LCC
	6 m	ALS006LSS	ALS006LSC	ALS006LCC
	7 m	ALS007LSS	ALS007LSC	ALS007LCC
	8 m	ALS008LSS	ALS008LSC	ALS008LCC



# CLEANING CONCENTRATE FOR CELLS AND OPTICAL COMPONENTS

## CLEANING

### of cells and optical components

TYPE	DESCRIPTION	ARTICLE-NO.
320.003	Hellmanex® III Liquid cleaning concentrate, for glass, quartz cells and optical components Selling unit: 1.3 kg PE bottle (1.0 l). Delivery of 10 l or 25 l cans possible upon request.	9-307-011-4-507
325.000	SAVE-a-CELL plastic cell holder for 4 cells with 10 mm optical path length for cleaning purposes	325.000



320.003



325.000

### APPLICATION

Hellmanex® III is an alkaline liquid concentrate which must simply be mixed with water to yield an effective cleaning solution of quartz and glass cells. It can also be used to clean other sensitive optical components made of glass, quartz, sapphire and porcelain.

### CHARACTERISTICS

Hellmanex® III significantly reduces the surface tension of water. The removal of dirt particles is also assured by the good wetting action of Hellmanex® III aqueous solution, whilst its high emulsifying and dispersing capabilities prevent the redeposition of the loosened particles. Special surface-active substances facilitate the residue-free rinsing of the optical components once they have been cleaned.

### CLEANING AND DILUTION

The optimal dilution depends on several factors, such as the hardness of the water, the degree and type of contamination, the temperature etc. The use of demineralised water improves the cleaning characteristics.


CONCENTRATION (% BY VOL.)	TEMPERATURE (°C)	TIME (MINUTES)
0.5-2	20-25	120-180
0.5-2	30-35	30-40
0.5-2	50-60 (Quartz only)	10-15
0.5-2	70-80 (Quartz only)	< 5

Our brochures provide detailed information about the appropriate product groups and in addition, offer thematic information as well as handling advice.

## Hellma Analytics

Download:  
[www.hellma-analytics.com/download](http://www.hellma-analytics.com/download)

### PRODUCT BROCHURES



Product Catalogue BestCells



Optical Immersion Probes  
 Fiber Optical Flow Cells



UV/Vis Reference Materials




TrayCell  
 Ultra-Micro-Cell



Hellmanex III  
 Cleaning Concentrate

### THEMATIC INFORMATION



Flow Cytometry and Particle Analysis



Technology Expertise

## Hellma Optics

Download:  
[www.hellma-optics.com/download](http://www.hellma-optics.com/download)

### PRODUCT BROCHURES




Cylinder Optics  
 Toric Optics

Flat Optics  
 Special Optics

## Hellma Materials

Download:  
[www.hellma-materials.com/download](http://www.hellma-materials.com/download)

### PRODUCT BROCHURES



Calcium Fluoride  
 Raw material and optical components



## ASIA

**Hellma (Asia Pacific) Pte Ltd**  
21 Biopolis Road  
#03-01A Nucleos  
Singapore 138567  
phone +65 6397 4129  
fax +65 6397 4139  
info.asia@hellma.com

**Hellma China Pte Ltd**  
21 Biopolis Road  
#03-01A Nucleos  
Singapore 138567  
phone +65 6397 4138  
fax +65 6397 4139  
info.cn@hellma.com

**Hellma South Asia Pte Ltd**  
21 Biopolis Road  
#03-01A Nucleos  
Singapore 138567  
phone +65 6397 4133  
fax +65 6397 4139  
info.in@hellma.com

## EUROPE

**Hellma GmbH & Co. KG**  
Klosterrunsstraße 5  
79379 Müllheim  
Germany  
phone +49 7631 182 1010  
fax +49 7631 182 1011  
info.de@hellma.com

**Hellma Benelux BVBA**  
Hogen Akkerhoekstraat 14  
9150 Kruikebeke  
Belgium  
phone +32 3 877 33 27  
fax +32 3 887 10 26  
info.be@hellma.com

**Hellma France S.A.R.L.**  
35 rue de Meaux  
75019 Paris  
France  
phone +33 1 42 08 01 28  
fax +33 1 42 08 13 65  
info.fr@hellma.com

**Hellma Italia S.r.l.**  
Via Gioacchino Murat, 84  
20159 Milano  
Italy  
phone +39 02 261 164 19  
fax +39 02 261 133 31  
info.it@hellma.com

**Hellma Schweiz AG**  
Schwäntenmos 15  
8126 Zumikon  
Switzerland  
phone +41 44 918 23 79  
fax +41 44 918 08 12  
info.ch@hellma.com

**Hellma UK LTD**  
Cumberland House  
24-28 Baxter Avenue  
Southend on Sea,  
Essex SS2 6HZ  
United Kingdom  
phone +44 1702 335 266  
fax +44 1702 430 652  
info.uk@hellma.com

## THE AMERICAS

**Hellma USA INC.**  
80 Skyline Drive  
Plainview, NY 11803  
USA  
phone +1 516 939 0888  
fax +1 516 939 0555  
info.us@hellma.com

**Hellma Canada Ltd.**  
7321 Victoria Park Avenue,  
Unit 108  
Markham, Ontario L3R 2Z8  
Canada  
phone +1 905 604 5013  
fax +1 905 604 5015  
info.ca@hellma.com

**For all other countries,  
please see our list of representatives  
and authorized dealers:  
[www.hellma-analytics.com/contacts](http://www.hellma-analytics.com/contacts)**